

## PLATON Teacher feedback survey

### Guidelines

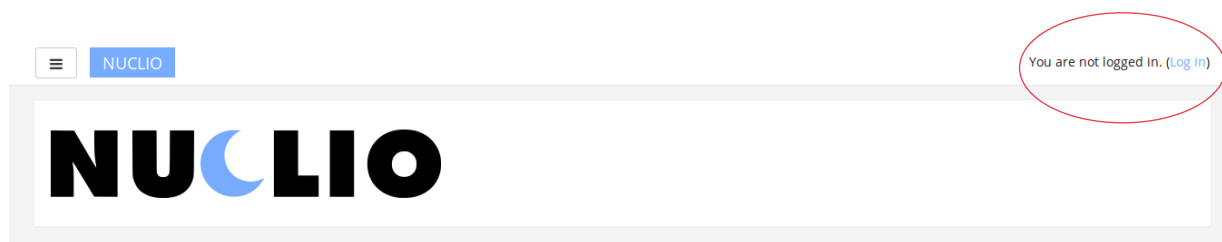
Dear teacher, as you have been informed, one very important part of the pilot test of the PLATON methodology is the completion of the PLATON survey. Once you have completed this survey you will automatically receive your final **certificate as PLATON teacher**.

This survey, mainly made of multiple choice and quick answer questions, was created to evaluate the efficacy and impact of the general teacher implementation of the project as well as to collect feedback in an **anonymous way** that allows you to be completely honest.

To allow you to fill in the survey in a gradual way, we created it using the Moodle platform. This will allow you to leave the survey and return multiple times, instead of answering to all the items at once. Note that although you will be using a personal account on the platform, all your responses will be anonymous to us.

Here you can find some guidelines to help you access it:

- go to <https://q.nuclio.org/> and click on the login link (top right)



You can log in using:

- **A Google or Microsoft account** if you have one (this saves you having to remember another username and password) – **red circle** in the image below
- **An account specifically set up on the site**
  - if you haven't got an account – **green circle** in the image below:
    - click on the "Create new account" button at the bottom of the page
    - complete the form on the next page (there is an antispam element that element at the end of the form, it may ask you to complete a small test to make sure you are not a spambot)
    - confirm your email address by clicking on the link in the confirmation email the site sends you automatically
  - log in to your account by entering your Username/email and password on the login page

# NUCLIO

Username / email  
Password  
 Remember username  
[Forgotten your username or password?](#)  
Cookies must be enabled in your browser  
Log in using your account on:  
Google  
Microsoft

Log in

Is this your first time here?  
For full access to this site, you first need to create an account.  
[Create new account](#)

Once logged in to the site you will see the link to the PLATON Survey (as in the image below) - click on the link to proceed.

NUCLIO

Home  
Dashboard  
Calendar  
Private files

# NUCLIO

[PLATON Survey](#)

Take the PLATON Survey to complete your training and generate your certificate.

Then click on the “Enrol me” button.

## Enrolment options

[PLATON Survey](#)

Take the PLATON Survey to complete your training and generate your certificate.

Self enrolment (Student)

No enrolment key required.

[Enrol me](#)

The survey that will be presented is divided into sections. Every time you finish one section, you will be able to complete the next (see numbers in red below). So, first complete the “General Information” which will be marked as complete (a tick in the box) and the contents of the next section will be revealed.

**Please note:**

Although you have logged in with email and personal details all form submissions are anonymised.

You can save your entries in a form at any time and return to complete your entries when it suits you.

[General Information](#) <sup>1</sup>

## Implementation

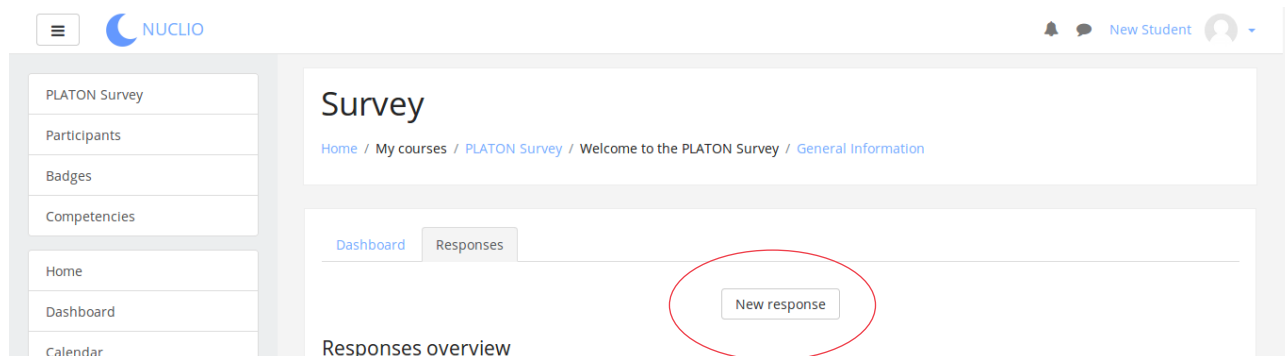
**Restricted** Not available unless: The activity [General Information](#) is marked complete

## Course Feedback

**Restricted** Not available unless:

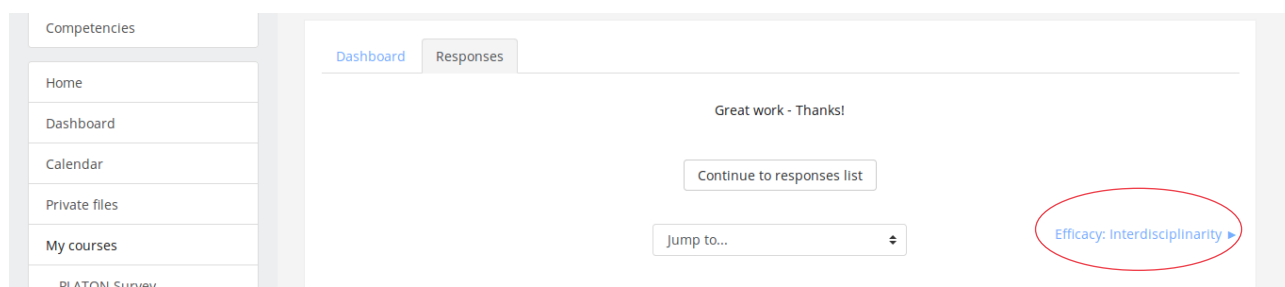
- The activity **Efficacy: Interdisciplinarity** is marked complete <sup>2</sup>
- The activity **Efficacy: PLATON Activities** is marked complete <sup>3</sup>
- The activity **Efficacy: Inquiry Based Learning** is marked complete <sup>4</sup>
- The activity **Collaboration with other teachers** is marked complete <sup>5</sup>

Note: To start filling in each section, click on it and then click on the “New Response” button:



This will open the questionnaire for you to fill in.

On completion of the questionnaire click on the “Submit” button and you will be greeted by a completion text with a button to show your responses (“Continue to responses list”) and a link to the next questionnaire at the bottom.



Your responses have been saved so you can either continue using the links on the bottom of the page or close the browser and come back another day.

When you have completed all the items you will be able to generate your PLATON Teacher's certificate. It uses the name stored in your profile so make sure it is correct before you generate the certificate. You will then be able to download a PDF of your certificate which will remain on the site so you can redownload it at a later date should you need.

We hope this tutorial was helpful. However, if you have any doubts don't hesitate to contact your national coordinator or [platon@nuclio.pt](mailto:platon@nuclio.pt).